

St. Thomas Educational Society (Kannur)
30/663, Adoor Towers, Adoor, Pathanamthitta, Kerala 691 523
Balance Sheet as at 31st March 2023
(All amounts are in Indian Rupees, unless otherwise stated)

| Particulars | Sch. No. | As at 31st March 2023 | As at 31st March 2022 |
|--------------------------------|----------|-----------------------|-----------------------|
| CAPITAL AND LIABILITIES | | | |
| Capital Account | | 2,44,87,047 | 2,44,87,047 |
| Reserves and Surplus | 1 | (3,66,25,404) | (2,96,81,705) |
| | | (1,21,38,357) | (51,94,658) |
| Non Current Liabilities | | | |
| Long Term Borrowings | 2 | 2,70,30,939 | 2,83,45,304 |
| | | 2,70,30,939 | 2,83,45,304 |
| Current Liabilities | | | |
| Short Term Borrowings | 3 | 3,87,42,839 | 4,16,81,269 |
| Expense Payable | 4 | 49,87,012 | 45,89,650 |
| Inter Branch Balances | 5 | 3,97,28,684 | 3,97,29,310 |
| Other Current Liabilities | 6 | 49,35,000 | 54,62,977 |
| | | 8,83,93,535 | 9,14,63,206 |
| Total | | 10,32,86,117 | 11,46,13,852 |
| ASSETS | | | |
| Non-Current Assets | | | |
| Fixed Assets | | | |
| Tangible Assets | 7 | 6,32,11,651 | 6,71,68,677 |
| Capital Work in Progress | 7 | 1,58,09,670 | 1,47,40,916 |
| Long Term Loans and Advances | 9 | 43,40,000 | 38,40,000 |
| | | 8,33,61,321 | 8,57,49,593 |
| Current Assets | | | |
| Revenue Recievable | 8 | 95,72,967 | 1,88,38,888 |
| Cash and Cash Equivalents | 10 | 1,03,51,829 | 1,00,24,745 |
| Short Term Loans and Advances | 11 | - | - |
| Other Current Assets | 12 | - | 626 |
| | | 1,99,24,796 | 2,88,64,259 |
| Total | | 10,32,86,117 | 11,46,13,852 |

As per our report of even date attached

For SJS & Co
Chartered Accountants
Firm Reg No. 011179S


Jose George
Partner
Membership No.0205500
UDIN:
Date:20-10-2023



Dr. Judy Babu Thomas
President

Jose Thomas
Secretary

Jacob Thomas
Treasurer




St. Thomas Educational Society (Kannur)
30/663, Adoor Towers, Adoor, Pathanamthitta, Kerala 691 523
Statement of Income and Expenditure for the year ended 31st March 2023
(All amounts are in Indian Rupees, unless otherwise stated)


| Particulars | Sch. No. | As at 31st March 2023 | As at 31st March 2022 |
|---------------------------------------|----------|-----------------------|-----------------------|
| Revenue | | | |
| Income From Operations | 13 | 3,55,70,600 | 3,53,14,065 |
| Indirect Income | 14 | 1,00,38,125 | 76,06,631 |
| Total Revenue | | 4,56,08,725 | 4,29,20,696 |
| Expenses | | | |
| Employee Benefit Expenses | 15 | 2,18,32,769 | 1,78,83,638 |
| Finance Cost | 16 | 52,98,356 | 18,48,837 |
| Depreciation | 7 | 59,69,942 | 61,78,008 |
| Other Expenses | 17 | 1,94,51,357 | 1,44,65,526 |
| Total Expenses | | 5,25,52,424 | 4,03,76,009 |
| Surplus / (Deficit) before Tax | | (69,43,699) | 25,44,687 |
| Tax Expenses | | | |
| Current tax | | - | - |
| Surplus / (Deficit) | | (69,43,699) | 25,44,687 |

As per our report of even date attached

For SJS & Co
Chartered Accountants
Firm Reg No. 011179S



Jose George
Partner
Membership No.0205500
UDIN:
Date:20-10-2023



Dr. Judy Babu Thoma
President



Jose Thomas
Secretary

Jacob Thomas
Treasurer

